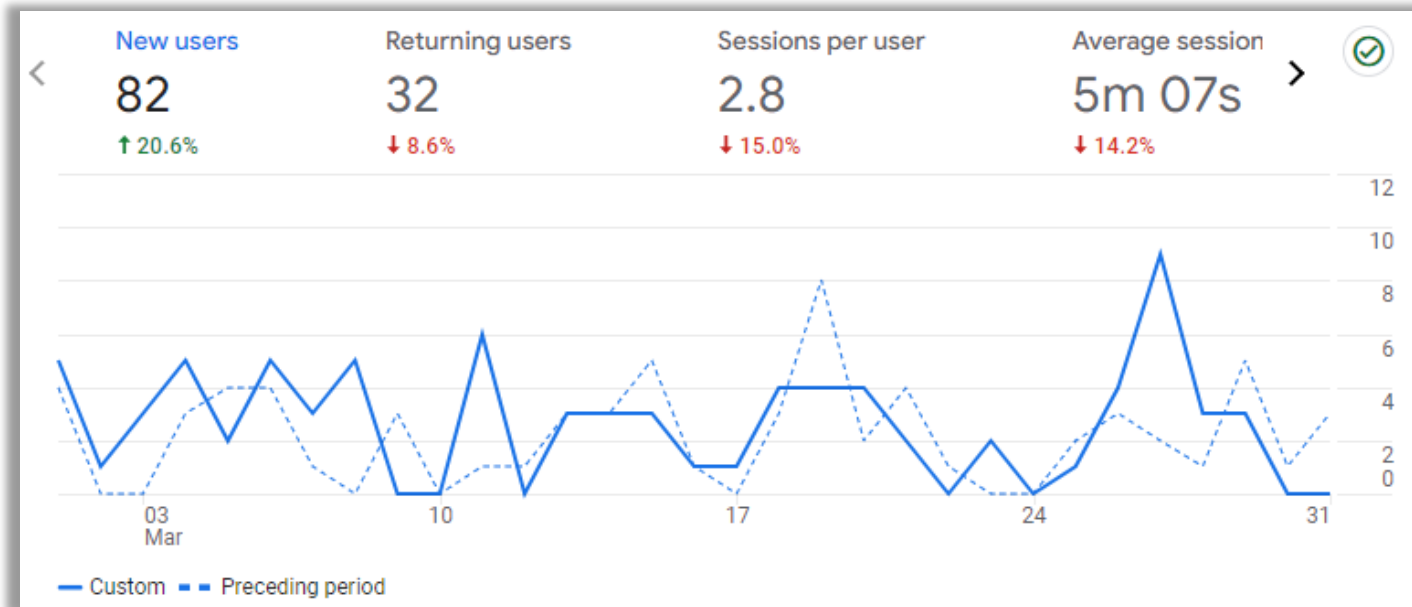



Web and Communications Statistics

March 2024



Session is a group of interactions that take place on your website within a given time frame

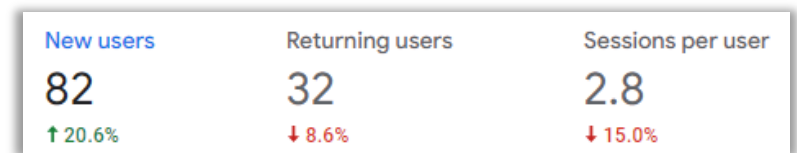
Users are defined by a unique ID.

Views is recorded every time a page is visited.

Avg. session duration is the average amount of time the website visitors spend on the site from the moment they enter it till the moment they leave.


New Visitor: a visitor who did not have Google Analytics cookies when they hit the first page in this visit. If a visitor deletes their cookies and comes back to the site, the visitor will be counted as a new visitor.

Returning Visitor: a visitor with existing Google Analytics cookies from a previous visit

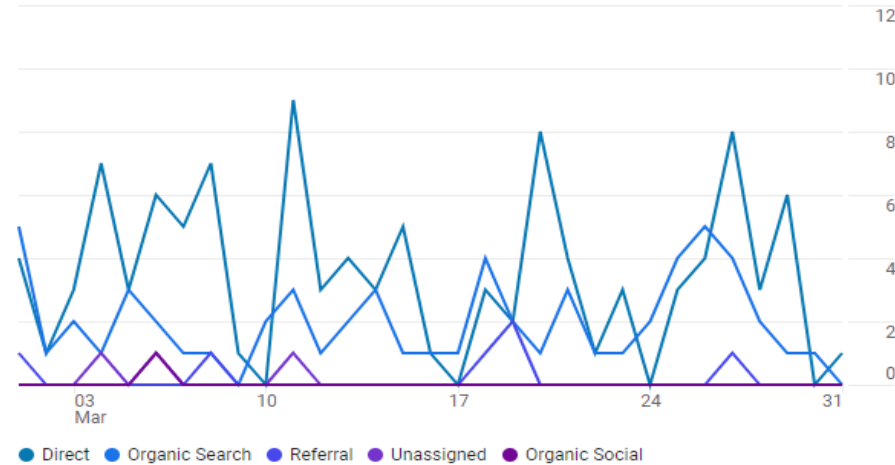


Web and Communications Statistics

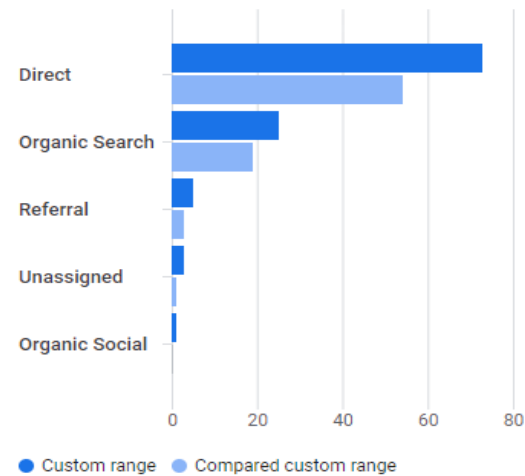
March 2024



Users by Session primary channel group (Default channel group) over time

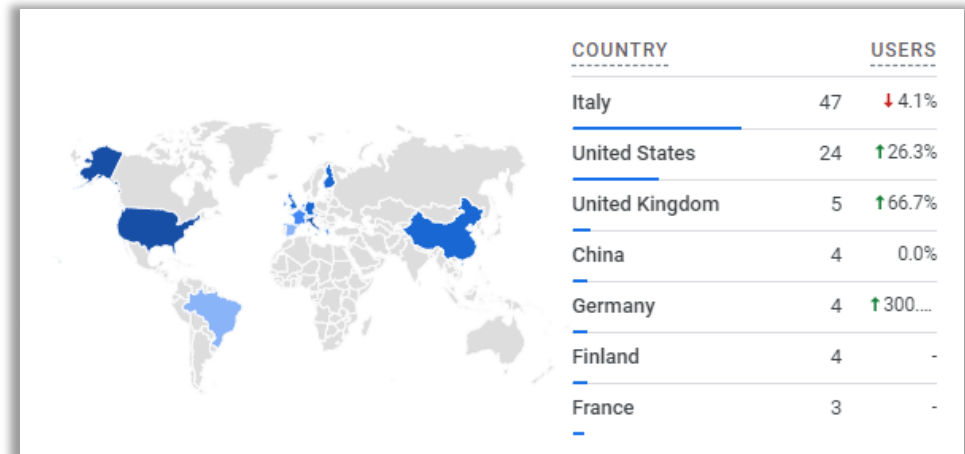


Users by Session primary channel group (Default channel group)




Direct Visitors who visited the site by typing the URL directly into their browser
Organic Search Visitors referred by search engines (google.com)
Referral Visitors referred by links on other websites (earth.esa.int)
Organic Social Visitors referred by links from social media (Twitter, Facebook)

The graphic on the right provides basic information on Baquin's website visitors geographic location and shows the countries where they are accessing from in the reporting period time.

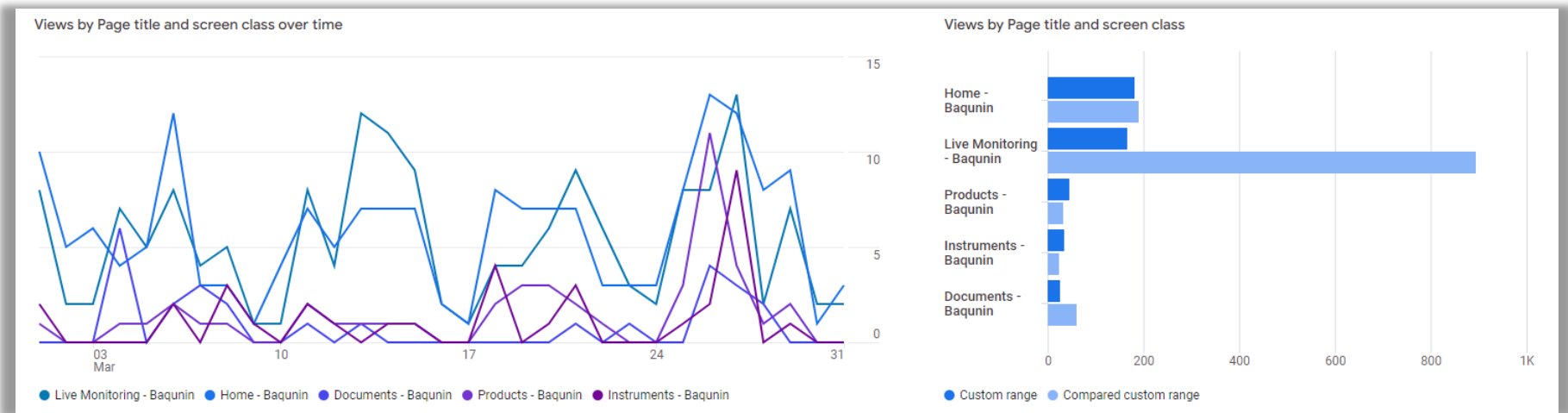


Web and Communications Statistics

March 2024



This section explains which pages the visitors access most frequently.



These are the pages that get the most views

Page title and screen class	Views	Users	Views per user	Average engagement time
	595 100% of total	102 100% of total	5.83 Avg 0%	2m 19s Avg 0%
1 Home - Baquin	181	59	3.07	53s
2 Live Monitoring - Baquin	166	39	4.26	2m 51s
3 Products - Baquin	45	16	2.81	55s
4 Instruments - Baquin	34	19	1.79	44s
5 Documents - Baquin	26	21	1.24	27s