


Web and Communications Statistics



From 1 to 30 June 2022

Web Site	Sessions	Users	Page views	Pages/Session	Avg. Session Duration
BAQUNIN	209	48	551	2.64	00:03:46
	Previous reporting period: 1 to 30 April 2022				
	218	65	673	3.09	00:03:13

Session - A session is a group of interactions that take place on your website within a given time frame

Users - Users are defined by a unique ID.

Page view - A page view is recorded every time a page is visited.

From 1 to 30 June 2022


New Visitor: a visitor who did not have Google Analytics cookies when they hit the first page in this visit. If a visitor deletes their cookies and comes back to the site, the visitor will be counted as a new visitor.

Returning Visitor: a visitor with existing Google Analytics cookies from a previous visit

Site Access

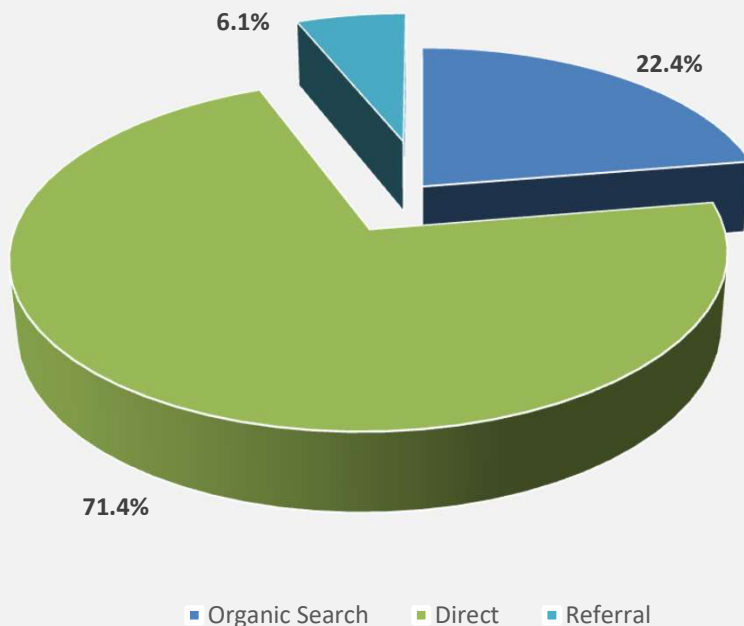


Web and Communications Statistics



From 1 to 30 June 2022

Site access Top Channel



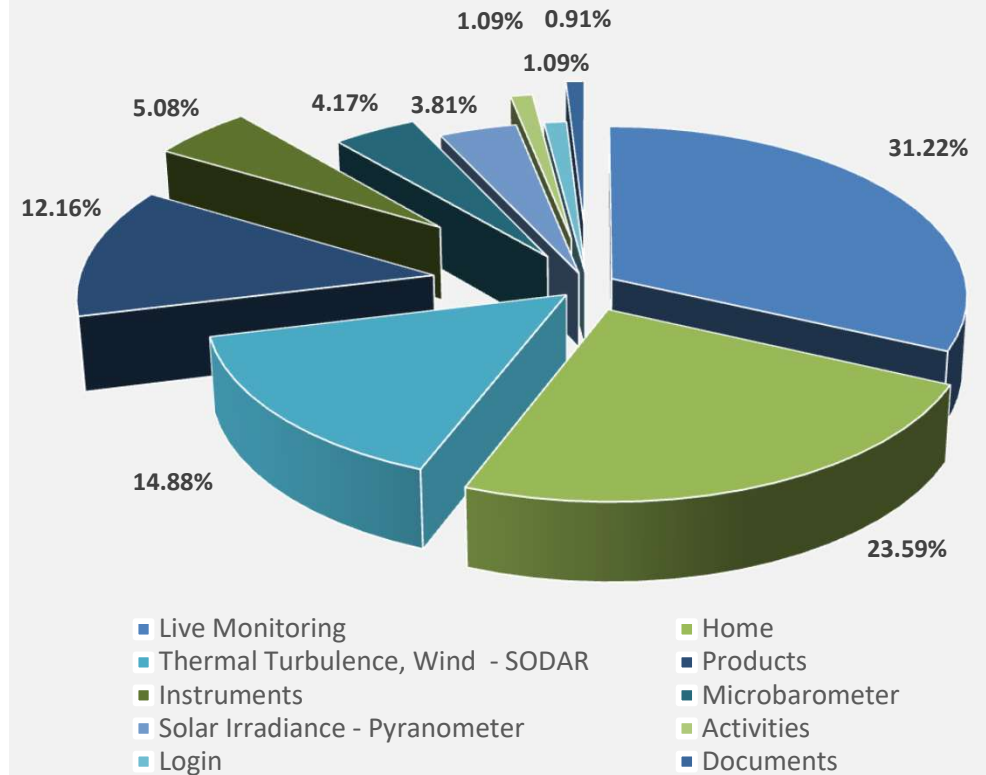
Direct - Visitors who visited the site by typing the URL directly into their browser.

Organic - Visitors referred by search engines (e.g. google.com).

Referral - Visitors referred by links on other websites (e.g. earth.esa.int)


Social - Visitors referred by links from social media (Twitter, Facebook)

Behaviour



The behaviour section explains which pages the visitors access most frequently and what actions they take while visiting.

Web and Communications Statistics



From 1 to 30 June 2022

This report provides basic information on Baquinin's website visitors geographic location and shows the countries where they are accessing from in the reporting period time.

