

# Web and Communications Statistics



From 1 to 30 September 2021

Web Site	Sessions	Users	Page views	Pages/Session	Avg. Session Duration
BAQUNIN	268	66	744	2.78	00:03:10
	Previous reporting period: 1 to 30 June 2021				
	261	62	1,249	4.79	00:06:49

**Session** - A session is a group of interactions that take place on your website within a given time frame


**Users** - Users are defined by a unique ID.

**Page view** - A page view is recorded every time a page is visited.

From 1 to 30 September 2021

**New Visitor:** a visitor who did not have Google Analytics cookies when they hit the first page in this visit. If a visitor deletes their cookies and comes back to the site, the visitor will be counted as a new visitor.

**Returning Visitor:** a visitor with existing Google Analytics cookies from a previous visit

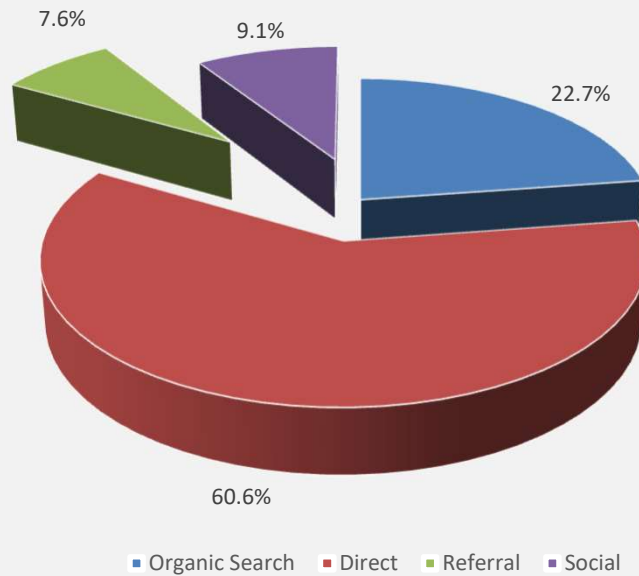


# Web and Communications Statistics



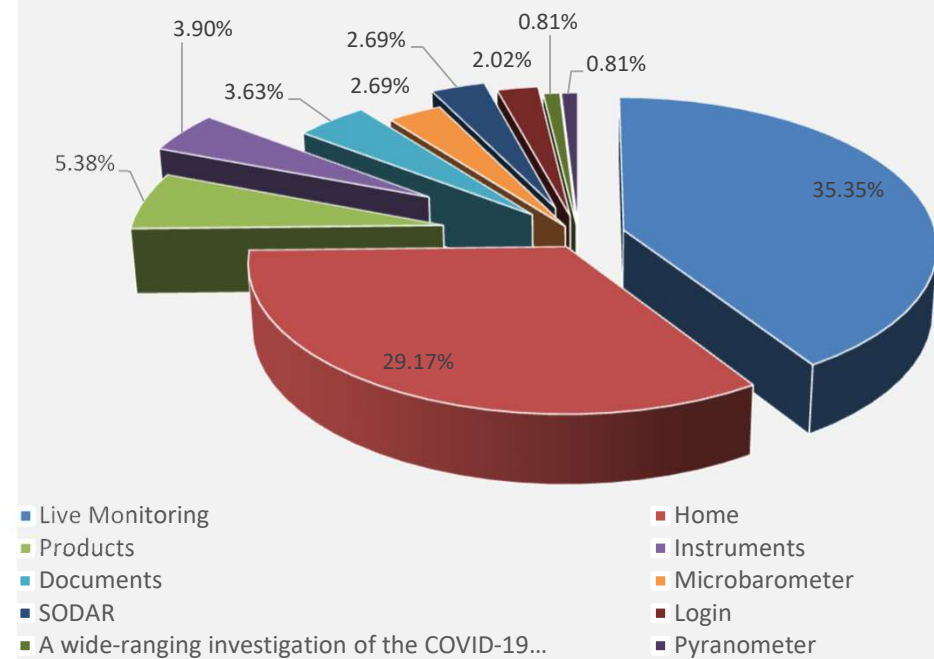
From 1 to 30 September 2021

Site access Top Channel



**Direct** - Visitors who visited the site by typing the URL directly into their browser.  
**Organic** - Visitors referred by search engines (e.g. google.com).  
**Referral** - Visitors referred by links on other websites (e.g. earth.esa.int)  
**Social** - Visitors referred by links from social media (Twitter, Facebook)

Behaviour



The behaviour section explains which pages the visitors access most frequently and what actions they take while visiting.

# Web and Communications Statistics



From 1 to 30 September 2021

This report provides basic information on Baquinin's website visitors geographic location and shows the countries where they are accessing from in the reporting period time.

