


# Web and Communications Statistics



From 1 January to 28 February 2021

Web Site	Sessions	Users	Page views	Pages/Session	Avg. Session Duration
BAQUNIN	216	76	594	2.75	00:04:04
	Previous reporting period: 1 to 31 January 2021				
	193	62	484	2.51	00:04:20

**Session** - A session is a group of interactions that take place on your website within a given time frame

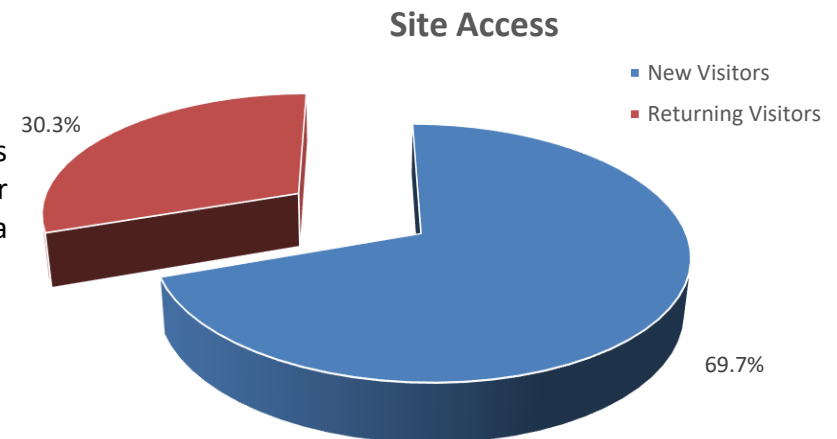
**Users** - Users are defined by a unique ID.

**Page view** - A page view is recorded every time a page is visited.


## From 1 to 28 February 2021

**New Visitor:** a visitor who did not have Google Analytics cookies when they hit the first page in this visit. If a visitor deletes their cookies and comes back to the site, the visitor will be counted as a new visitor.

**Returning Visitor:** a visitor with existing Google Analytics cookies from a previous visit

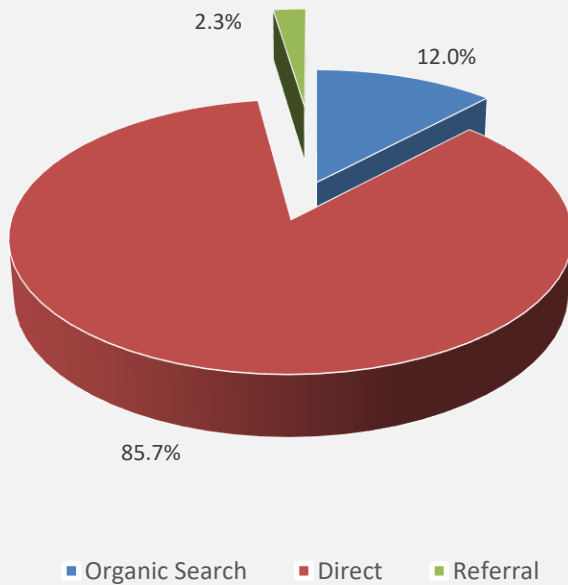


# Web and Communications Statistics



From 1 to 28 February 2021

Site access Top Channel



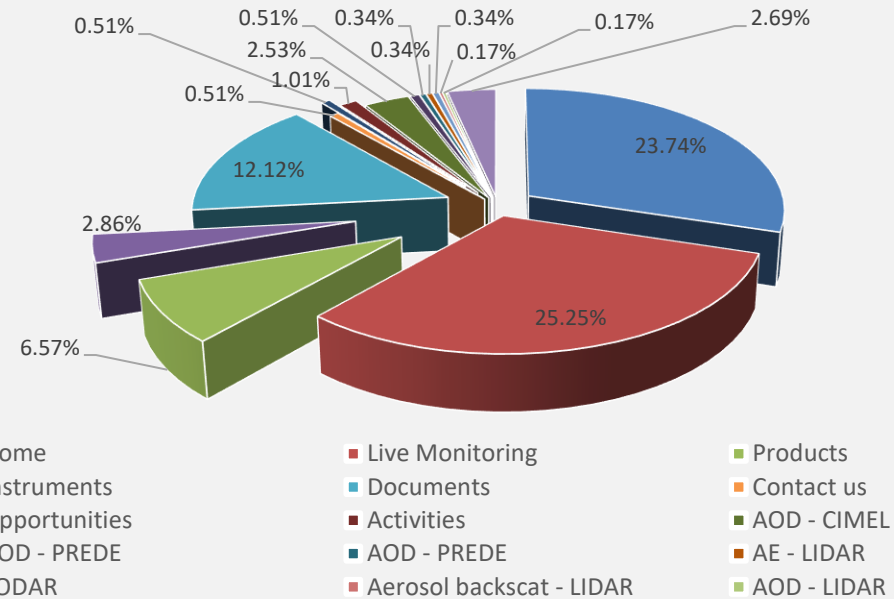
**Direct** - Visitors who visited the site by typing the URL directly into their browser.

**Organic** - Visitors referred by search engines (e.g. google.com).

**Referral** - Visitors referred by links on other websites (e.g. earth.esa.int)


**Social** - Visitors referred by links from social media (Twitter, Facebook)

Behaviour



The behaviour section explains which pages the visitors access most frequently and what actions they take while visiting.

# Web and Communications Statistics



From 1 to 28 February 2021

This report provides basic information on Baqunin's website visitors geographic location and shows the countries where they are accessing from in the reporting period time.

